

EXTENDED RANGE

| <p>M1 Series Fixing: Male Threaded Stud Head: Small - B15 Square Head, 15 x 15mm Materials: Carbon Steel BZP or 316 Stainless Steel</p> | | | | |
|--|----------------------|---------------------|----------------------|--|
| Carbon Steel | Thread Size x Length | 316 Stainless Steel | Thread Size x Length | |
| M1/B15-M4x12 | M4 x 12-mm | SM1/B15-M4x8 | M4 x 8mm | |
| M1/B15-M4x16 | M4 x 16-mm | SM1/B15-M4x12 | M4 x 12mm | |
| M1/B15-M4x30 | M4 x 30-mm | SM1/B15-M4x16 | M4 x 16mm | |
| M1/B15-M5x12 | M5 x 12-mm | SM1/B15-M4x25 | M4 x 25mm | |
| M1/B15-M5x16 | M5 x 16-mm | SM1/B15-M5x12 | M5 x 12mm | |
| M1/B15-M5x20 | M5 x 20-mm | SM1/B15-M5x16 | M5 x 16mm | |
| M1/B15-M5x25 | M5 x 25-mm | SM1/B15-M5x25 | M5 x 25mm | |
| M1/B15-M5x30 | M5 x 30-mm | SM1/B15-M6x16 | M6 x 16mm | |
| M1/B15-M6x12 | M6 x 12-mm | SM1/B15-M6x25 | M6 x 25mm | |
| M1/B15-M6x16 | M6 x 16-mm | | | |
| M1/B15-M6x20 | M6 x 20-mm | | | |
| M1/B15-M6x25 | M6 x 25-mm | | | |
| M1/B15-M6x60 | M6 x 60-mm | | | |

| <p>M1 Series Fixing: Male Threaded Stud Head: Small - B19 Round Head, Ø 19mm Materials: Carbon Steel BZP</p> | | |
|---|----------------------|--|
| Carbon Steel | Thread Size x Length | |
| M1/B19-M4x12 | M4 x 12mm | |
| M1/B19-M5x12 | M5 x 12mm | |
| M1/B19-M5x25 | M5 x 25mm | |
| M1/B19-M8x12 | M8 x 12mm | |
| M1/B19-M8x15 | M8 x 15mm | |

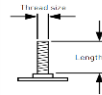
| <p>M1 Series Fixing: Male Threaded Stud Head: Small - B20 Round Head, Ø 20mm Materials: Carbon Steel BZP</p> | | | | |
|---|----------------------|---------------------|----------------------|--|
| Carbon Steel | Thread Size x Length | 316 Stainless Steel | Thread Size x Length | |
| M1/B20-M5x16 | M5 x 16mm | SM1/B20-M6x40 | M6 x 40mm | |
| M1/B20-M6x20 | M6 x 20mm | SM1/B20-M8x25 | M8 x 25mm | |
| M1/B20-M8x25 | M8 x 25mm | | | |

| <p>M1 Series Fixing: Male Threaded Stud Head: Small - B23 Round Head, Ø 23mm Materials: Carbon Steel BZP or 316 Stainless Steel</p> | | | | |
|--|----------------------|---------------------|----------------------|--|
| Carbon Steel | Thread Size x Length | 316 Stainless Steel | Thread Size x Length | |
| M1/B23-M4x16 | M4 x 16mm | SM1/B23-M4x20 | M4 x 20mm | |
| M1/B23-M4x20 | M4 x 20mm | SM1/B23-M5x12 | M5 x 12mm | |
| M1/B23-M4x25 | M4 x 25mm | SM1/B23-M5x16 | M5 x 16mm | |
| M1/B23-M5x12 | M5 x 12mm | SM1/B23-M6x12 | M6 x 12mm | |
| M1/B23-M5x16 | M5 x 16mm | SM1/B23-M6x16 | M6 x 16mm | |
| M1/B23-M5x20 | M5 x 20mm | SM1/B23-M6x25 | M6 x 25mm | |
| M1/B23-M5x25 | M5 x 25mm | SM1/B23-M8x25 | M8 x 25mm | |
| M1/B23-M5x30 | M5 x 30mm | SM1/B23-M8x30 | M8 x 30mm | |
| M1/B23-M6x12 | M6 x 12mm | SM1/B23-M10x30 | M10 x 30mm | |
| M1/B23-M6x16 | M6 x 16mm | | | |
| M1/B23-M6x20 | M6 x 20mm | | | |
| M1/B23-M6x25 | M6 x 25mm | | | |
| M1/B23-M6x30 | M6 x 30mm | | | |
| M1/B23-M6x40 | M6 x 40mm | | | |
| M1/B23-M6x50 | M6 x 50mm | | | |
| M1/B23-M8x15 | M8 x 15mm | | | |
| M1/B23-M8x30 | M8 x 30mm | | | |
| M1/B23-M8x35 | M8 x 35mm | | | |
| M1/B23-M8x60 | M8 x 60mm | | | |
| M1/B23-M10x40 | M10 x 40mm | | | |

| <p>M1 Series Fixing: Male Threaded Stud Head: Medium - B30 Round Head, Ø 30mm Materials: Carbon Steel BZP or 316 Stainless Steel</p> | | | | |
|---|----------------------|---------------------|----------------------|--|
| Carbon Steel | Thread Size x Length | 316 Stainless Steel | Thread Size x Length | |
| M1/B30-M8x20 | M8 x 20mm | SM1/B30-M8x25 | M8 x 25mm | |
| M1/B30-M10x40 | M10 x 40mm | SM1/B30-M10x50 | M10 x 50mm | |

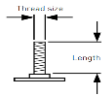
M1 Series
 Fixing: Male Threaded Stud
 Head: Medium - B32 Square Head, 32 x 32mm
 Materials: 316 Stainless Steel

| 316 Stainless Steel | Thread Size x Length |
|---------------------|----------------------|
| SM1/B32-M5x12 | M5 x 12-mm |
| SM1/B32-M5x20 | M5 x 20-mm |
| SM1/B32-M5x30 | M5 x 30-mm |
| SM1/B32-M5x40 | M5 x 40-mm |
| SM1/B32-M6x12 | M6 x 12-mm |
| SM1/B32-M6x20 | M6 x 20-mm |
| SM1/B32-M6x25 | M6 x 25-mm |
| SM1/B32-M6x30 | M6 x 30-mm |
| SM1/B32-M6x35 | M6 x 35-mm |
| SM1/B32-M6x40 | M6 x 40-mm |
| SM1/B32-M6x50 | M6 x 50-mm |
| SM1/B32-M6x75 | M6 x 75-mm |
| SM1/B32-M6x100 | M6 x 100-mm |
| SM1/B32-M8x20 | M8 x 20-mm |
| SM1/B32-M8x25 | M8 x 25-mm |
| SM1/B32-M8x30 | M8 x 30-mm |
| SM1/B32-M8x40 | M8 x 40-mm |
| SM1/B32-M8x50 | M8 x 50-mm |
| SM1/B32-M8x75 | M8 x 75-mm |
| SM1/B32-M8x100 | M8 x 100-mm |
| SM1/B32-M10x30 | M10 x 30-mm |
| SM1/B32-M10x40 | M10 x 40-mm |
| SM1/B32-M10x50 | M10 x 50-mm |
| SM1/B32-M10x75 | M10 x 75-mm |
| SM1/B32-M10x100 | M10 x 100-mm |



M1 Series
 Fixing: Male Threaded Stud
 Head: Large - B38 Round Head, Ø 38mm
 Materials: Carbon Steel BZP or 316 Stainless Steel

| Carbon Steel | Thread Size x Length | 316 Stainless Steel | Thread Size x Length |
|---------------|----------------------|---------------------|----------------------|
| M1/B38-M4x25 | M4 x 25-mm | SM1/B38-M6x30 | M6 x 30mm |
| M1/B38-M5x12 | M5 x 12-mm | SM1/B38-M6x40 | M6 x 40mm |
| M1/B38-M5x20 | M5 x 20-mm | SM1/B38-M8x30 | M8 x 30mm |
| M1/B38-M5x40 | M5 x 40-mm | SM1/B38-M8x50 | M8 x 50mm |
| M1/B38-M6x16 | M6 x 16-mm | SM1/B38-M8x75 | M8 x 75mm |
| M1/B38-M6x20 | M6 x 20-mm | SM1/B38-M10x16 | M10 x 16mm |
| M1/B38-M6x25 | M6 x 25-mm | SM1/B38-M10x40 | M10 x 40mm |
| M1/B38-M6x30 | M6 x 30-mm | | |
| M1/B38-M6x35 | M6 x 35-mm | | |
| M1/B38-M6x40 | M6 x 40-mm | | |
| M1/B38-M6x60 | M6 x 60-mm | | |
| M1/B38-M6x75 | M6 x 75-mm | | |
| M1/B38-M6x100 | M6 x 100-mm | | |
| M1/B38-M8x15 | M8 x 15-mm | | |
| M1/B38-M8x20 | M8 x 20-mm | | |
| M1/B38-M8x25 | M8 x 25-mm | | |
| M1/B38-M8x30 | M8 x 30-mm | | |
| M1/B38-M8x40 | M8 x 40-mm | | |
| M1/B38-M8x50 | M8 x 50-mm | | |
| M1/B38-M8x60 | M8 x 60-mm | | |
| M1/B38-M10x20 | M10 x 20-mm | | |
| M1/B38-M10x25 | M10 x 25-mm | | |
| M1/B38-M10x40 | M10 x 40-mm | | |



M1 Series
 Fixing: Male Threaded Stud
 Head: Large - B50 Round Head, Ø 50mm
 Materials: Carbon Steel BZP or 316 Stainless Steel

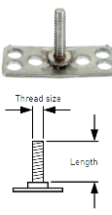
| Carbon Steel | Thread Size x Length | 316 Stainless Steel | Thread Size x Length |
|--------------|----------------------|---------------------|----------------------|
| M1/B50-M6x12 | M6 x 12-mm | SM1/B50-M8x50 | M8 x 50-mm |
| M1/B50-M8x20 | M8 x 20-mm | | |




M1 Series
 Fixing: Male Threaded Stud
 Head: Large - B58 Square Head, 58 x 58mm
 Materials: 316 Stainless Steel


| 316 Stainless Steel | Thread Size x Length |
|---------------------|----------------------|
| SM1/B58-M6x100 | M6 x 100mm |
| SM1/B58-M10x100 | M10 x 100-mm |





| <p>M1 Series Fixing: Male Threaded Stud Head: Medium - T38 Rectangle Head, 38 x 15mm Materials: Carbon Steel BZP or 316 Stainless Steel</p> | | | |  |
|--|----------------------|---------------------|----------------------|---|
| Carbon Steel | Thread Size x Length | 316 Stainless Steel | Thread Size x Length | |
| M1/T38-M4x16 | M4 x 16mm | SM1/T38-M4x12 | M4 x 12mm | |
| M1/T38-M4x20 | M4 x 20mm | SM1/T38-M5x12 | M5 x 12mm | |
| M1/T38-M4x25 | M4 x 25mm | SM1/T38-M5x16 | M5 x 16mm | |
| M1/T38-M5x16 | M5 x 16mm | SM1/T38-M5x25 | M5 x 25mm | |
| M1/T38-M5x20 | M5 x 20mm | SM1/T38-M6x16 | M6 x 16mm | |
| M1/T38-M5x25 | M5 x 25mm | SM1/T38-M6x25 | M6 x 25mm | |
| M1/T38-M6x12 | M6 x 12mm | SM1/T38-M6x30 | M6 x 30mm | |
| M1/T38-M6x16 | M6 x 16mm | SM1/T38-M6x40 | M6 x 40mm | |
| M1/T38-M6x20 | M6 x 20mm | SM1/T38-M6x50 | M6 x 50mm | |
| M1/T38-M6x25 | M6 x 25mm | SM1/T38-M8x30 | M8 x 30mm | |
| M1/T38-M6x30 | M6 x 30mm | SM1/T38-M8x40 | M8 x 40mm | |
| M1/T38-M6x40 | M6 x 40mm | SM1/T38-M8x50 | M8 x 50mm | |
| M1/T38-M6x50 | M6 x 50mm | SM1/T38-M10x50 | M10 x 50mm | |
| M1/T38-M6x60 | M6 x 60mm | | | |
| M1/T38-M6x75 | M6 x 75mm | | | |
| M1/T38-M6x100 | M6 x 100mm | | | |
| M1/T38-M8x20 | M8 x 20mm | | | |
| M1/T38-M8x30 | M8 x 30mm | | | |
| M1/T38-M8x40 | M8 x 40mm | | | |
| M1/T38-M8x50 | M8 x 50mm | | | |
| M1/T38-M10x25 | M10 x 25mm | | | |
| M1/T38-M10x30 | M10 x 30mm | | | |
| M1/T38-M10x50 | M10 x 50mm | | | |


| <p>M1 Series Fixing: Male Threaded Stud Head: Medium - T40 Rectangle Head, 40 x 10mm Materials: Carbon Steel BZP</p> | |  |
|---|----------------------|---|
| Carbon Steel | Thread Size x Length | |
| M1/T40-M5x20 | M5 x 20mm | |
| M1/T40-M5x25 | M5 x 25mm | |
| M1/T40-M6x30 | M6 x 30mm | |
| M1/T40-M8x25 | M8 x 25mm | |

M4 SERIES - MALE UNTHREADED STUDS

| <p>M4 Series Fixing: Male Unthreaded Stud Head: Small - B15 Square Head, 15 x 15mm Materials: Carbon Steel BZP or 316 Stainless Steel</p> | | | |  |
|--|----------------------|---------------------|----------------------|---|
| Carbon Steel | Thread Size x Length | 316 Stainless Steel | Thread Size x Length | |
| M4/B15-4.75x12 | 4.75mm x 12mm | SM4/B15-4.75x12 | 4.75mm x 12mm | |
| M4/B15-4.75x18 | 4.75mm x 18mm | | | |

| <p>M4 Series Fixing: Male Unthreaded Stud Head: Small - B23 Round Head, Ø 23mm Materials: Carbon Steel BZP</p> | |  |
|---|----------------------|---|
| Carbon Steel | Thread Size x Length | |
| M4/B23-4.75x12 | 4.75mm x 12mm | |
| M4/B23-4.75x20 | 4.75mm x 20mm | |
| M4/B23-4.75x25 | 4.75mm x 25mm | |

| <p>M4 Series Fixing: Male Unthreaded Stud Head: Large - B38 Round Head, Ø 38mm Materials: Carbon Steel BZP or 316 Stainless Steel</p> | | | |  |
|--|----------------------|---------------------|----------------------|---|
| Carbon Steel | Thread Size x Length | 316 Stainless Steel | Thread Size x Length | |
| M4/B38-4.75x25 | 4.75mm x 25mm | SM4/B38-3X50 | 3mm x 50mm | |
| M4/B38-4.75x40 | 4.75mm x 40mm | | | |

| <p>M4 Series Fixing: Male Unthreaded Stud Head: Medium - T38 Rectangle Head, 38 x 15mm Materials: Carbon Steel BZP</p> | |  |
|---|----------------------|---|
| Carbon Steel | Thread Size x Length | |
| M4/T38-4.75x25 | 4.75mm x 25mm | |
| M4/T38-4.75x50 | 4.75mm x 50mm | |

M5 SERIES - MALE UNTHREADED NAILS

| M5 Series Fixing: Male Unthreaded Nail Head: Small - B23 Round Head, Ø 23mm Materials: Carbon Steel BZP | | |
|--|----------------------|--|
| Carbon Steel | Thread Size x Length | |
| M5/B23-3x25 | 3mm x 25mm | |
| M5/B23-3x75 | 3mm x 75mm | |

| M5 Series Fixing: Male Unthreaded Nail Head: Medium - B30 Round Head, Ø 30mm Materials: 316 Stainless Steel | | |
|--|----------------------|--|
| 316 Stainless Steel | Thread Size x Length | |
| SM5/B30-3x100 | 3mm x 100mm | |

| M5 Series Fixing: Male Unthreaded Nail Head: Medium - B32 Square Head, 32 x 32mm Materials: Carbon Steel BZP or 316 Stainless Steel | | | | |
|--|----------------------|---------------------|----------------------|--|
| Carbon Steel | Thread Size x Length | 316 Stainless Steel | Thread Size x Length | |
| M5/B32-3x30 | 3mm x 30mm | SM5/B32-3x30 | 3mm x 30mm | |
| | | SM5/B32-3x60 | 3mm x 60mm | |
| | | SM5/B32-3x75 | 3mm x 75mm | |
| | | SM5/B32-3x100 | 3mm x 100mm | |

| M5 Series Fixing: Male Unthreaded Nail Head: Medium - B38 Round Head, Ø 38mm Materials: Carbon Steel BZP or 316 Stainless Steel | | | | |
|--|----------------------|---------------------|----------------------|--|
| Carbon Steel | Thread Size x Length | 316 Stainless Steel | Thread Size x Length | |
| M5/B38-3x25 | 3mm x 25mm | SM5/B38-3x25 | 3mm x 25mm | |
| | | SM5/B38-3x50 | 3mm x 50mm | |
| | | SM5/B38-3x100 | 3mm x 100mm | |

M6 SERIES - HOOKS

| M6 Series Fixing: Hook Head: Medium - B32 Square Head, 32 x 32mm Materials: Carbon Steel BZP or 316 Stainless Steel | | | | |
|--|----------------------|---------------------|----------------------|--|
| Carbon Steel | Thread Size x Length | 316 Stainless Steel | Thread Size x Length | |
| M6-25x25 | 4.75mm / 25mm x 25mm | SM6-25x25 | 4.75mm / 25mm x 25mm | |

M7 & M8 SERIES - LOOPS

| M7 & M8 Series Fixing: Loops Head: Medium - B32 Square Head, 32 x 32mm Materials: Carbon Steel BZP or 316 Stainless Steel | | | | |
|--|----------------------|---------------------|----------------------|--|
| Carbon Steel | Thread Size x Length | 316 Stainless Steel | Thread Size x Length | |
| M7-45° Loop | 4.75mm / 12.25mm | SM7-45° Loop | 4.75mm/12.25mm | |
| M7-45°-19 Loop | 4.75mm / 19mm | SM7-45°19 Loop | 4.75mm/19mm | |
| Carbon Steel | Thread Size x Length | 316 Stainless Steel | Thread Size x Length | |
| M8-90° Loop | 4.75mm / 12.25mm | SM8-90° Loop | 4.75mm/12.25mm | |

CABLE TYRAP

| Fixing: Cable Tyrap Head: Medium - B32 Square Head, 32 x 32mm and B38 Round Head, Ø 38mm Materials: Carbon Steel BZP or 316 Stainless Steel | | | | |
|---|----------------------|---------------------|----------------------|--|
| Carbon Steel | Thread Size x Length | 316 Stainless Steel | Thread Size x Length | |
| B38 Cable Tyrap-12 | 16mm x 12mm | SB38-CableTyrap-12 | 16mm x 12mm | |

F1 SERIES - FEMALE NUTS



| | | | | |
|--|-----------------------------|----------------------------|-----------------------------|--|
| <p>F1 Series Fixing: Female Threaded Nut Head: Small - B19 Round Head, Ø 19mm Materials: Carbon Steel BZP</p> | | | | |
| Carbon Steel | Thread Size x Length | | | |
| F1/B19-M4HEX | M4 | | | |
| <p>F1 Series Fixing: Female Threaded Nut Head: Small - B20 Round Head, Ø 20mm Materials: Carbon Steel BZP</p> | | | | |
| Carbon Steel | Thread Size x Length | | | |
| F1/S20-M6HEX | M6 | | | |
| <p>F1 Series Fixing: Female Threaded Nut Head: Small - B23 Round Head, Ø 23mm Materials: Carbon Steel BZP or 316 Stainless Steel</p> | | | | |
| Carbon Steel | Thread Size x Length | 316 Stainless Steel | Thread Size x Length | |
| F1/B23-M10HEX | M10 | | | |
| F1/S23-M4HEX | M4 | SF1/S23-M4HEX | M4 | |
| F1/S23-M6HEX | M6 | SF1/S23-M6HEX | M6 | |
| F1/S23-M8HEX | M8 | SF1/S23-M8HEX | M8 | |
| <p>F1 Series Fixing: Female Threaded Nut Head: Medium - B32 Square Head, 32 x 32mm Materials: 316 Stainless Steel</p> | | | | |
| | | 316 Stainless Steel | Thread Size x Length | |
| | | SF1/B32-M12HEX | M12 | |
| | | SF1/S32-M5HEX | M5 | |
| | | SF1/S32-M6HEX | M6 | |
| | | SF1/S32-M8HEX | M8 | |
| | | SF1/S32-M10HEX | M10 | |
| | | SF1/S32-M12HEX | M12 | |
| <p>F1 Series Fixing: Female Threaded Nut Head: Large - B38 Round Head, Ø 38mm Materials: Carbon Steel BZP or 316 Stainless Steel</p> | | | | |
| Carbon Steel | Thread Size x Length | 316 Stainless Steel | Thread Size x Length | |
| F1/B38-M8HEX | M8 | SF1/S38-M6HEX | M6 | |
| F1/B38-M10HEX | M10 | SF1/S38-M8HEX | M8 | |
| F1/S38-M6HEX | M6 | SF1/S38-M12HEX | M12 | |
| F1/S38-M8HEX | M8 | | | |
| F1/S38-M10HEX | M10 | | | |
| F1/S38-M12HEX | M12 | | | |
| <p>F1 Series Fixing: Female Threaded Nut Head: Large - B58 Square Head, 58 x 58mm Materials: Carbon Steel BZP or 316 Stainless Steel</p> | | | | |
| Carbon Steel | Thread Size x Length | 316 Stainless Steel | Thread Size x Length | |
| F1/S58-M8HEX | M8 | SF1/S58-M12HEX | M12 | |
| F1/S58-M12HEX | M12 | | | |
| <p>F1 Series Fixing: Female Threaded Nut Head: Medium - T38 Rectangle Head, 38 x 15mm Materials: Carbon Steel BZP or 316 Stainless Steel</p> | | | | |
| Carbon Steel | Thread Size x Length | 316 Stainless Steel | Thread Size x Length | |
| F1/T38-M6HEX | M6 | SF1/ST38-M3HEX | M3 | |
| F1/ST38-M4HEX | M4 | SF1/ST38-M4HEX | M4 | |
| F1/ST38-M5HEX | M5 | SF1/ST38-M5HEX | M5 | |
| F1/ST38-M6HEX | M6 | SF1/ST38-M6HEX | M6 | |
| F1/ST38-M8HEX | M8 | SF1/ST38-M8HEX | M8 | |
| F1/ST38-M10HEX | M10 | SF1/ST38-M10HEX | M10 | |

F2 SERIES - FEMALE THREADED COLLARS



F2 Series
 Fixing: Female Threaded Collar
 Head: Small - B19 Round Head, Ø 19mm
 Materials: Carbon Steel BZP

| Carbon Steel | Thread Size x Length |
|--------------|----------------------|
| F2/B19-M6X10 | M6 x 10mm |
| F2/B19-M6X22 | M6 x 22mm |
| F2/B19-M8X10 | M8 x 10mm |
| F2/S19-M5X10 | M5 x 10mm |
| F2/S19-M6X10 | M6 x 10mm |



F2 Series
 Fixing: Female Threaded Collar
 Head: Small - B20 Round Head, Ø 20mm
 Materials: Carbon Steel BZP or 316 Stainless Steel

| Carbon Steel | Thread Size x Length | 316 Stainless Steel | Thread Size x Length |
|--------------|----------------------|---------------------|----------------------|
| F2/B20-M6x10 | M6 x 10mm | SF2/B20-M5x10 | M5 x 10-mm |
| F2/S20-M4X5 | M4 x 5mm | | |
| F2/S20-M6x10 | M6 x 10mm | | |
| F2/S20-M6x22 | M6 x 22mm | | |



F2 Series
 Fixing: Female Threaded Collar
 Head: Small - B23 Round Head, Ø 23mm
 Materials: Carbon Steel BZP or 316 Stainless Steel

| Carbon Steel | Thread Size x Length | 316 Stainless Steel | Thread Size x Length |
|---------------|----------------------|---------------------|----------------------|
| F2/B23-M6x10 | M6 x 10mm | SF2/B23-M4x10 | M4 x 10-mm |
| F2/B23-M6X14 | M6 x 14mm | SF2/B23-M6x15 | M6 x 15-mm |
| F2/B23-M6x16 | M6 x 16mm | SF2/B23-M8X15 | M8 x 15-mm |
| F2/B23-M8x10 | M8 x 10mm | SF2/B23-M8x20 | M8 x 20-mm |
| F2/B23-M8x14 | M8 x 14mm | SF2/B23-M10x20 | M10 x 20-mm |
| F2/B23-M10X14 | M10 x 14mm | SF2/S23-M4x5 | M4 x 5-mm |
| F2/S23-M6x10 | M6 x 10mm | SF2/S23-M5x5 | M5 x 5-mm |
| F2/S23-M6x16 | M6 x 16mm | SF2/S23-M5x10 | M5 x 10-mm |
| F2/S23-M8x10 | M8 x 10mm | SF2/S23-M6x5 | M6 x 5-mm |
| F2/S23-M10X14 | M10 x 14mm | SF2/S23-M6x10 | M6 x 10-mm |
| | | SF2/S23-M6x20 | M6 x 20-mm |
| | | SF2/S23-M10x20 | M10 x 20-mm |



F2 Series
 Fixing: Female Threaded Collar
 Head: Medium - B32 Square Head, 32 x 32mm
 Materials: 316 Stainless Steel

| 316 Stainless Steel | Thread Size x Length |
|---------------------|----------------------|
| SF2/B32-M4x10 | M4 x 10-mm |
| SF2/B32-M5x10 | M5 x 10-mm |
| SF2/B32-M6x10 | M6 x 10-mm |
| SF2/B32-M6x15 | M6 x 15-mm |
| SF2/B32-M6x20 | M6 x 20-mm |
| SF2/B32-M8x10 | M8 x 10-mm |
| SF2/B32-M8X15 | M8 x 15-mm |
| SF2/B32-M8x20 | M8 x 20-mm |
| SF2/S32-M4x5 | M4 x 5-mm |
| SF2/S32-M6x10 | M6 x 10-mm |
| SF2/S32-M6x15 | M6 x 15-mm |
| SF2/S32-M6x20 | M6 x 20-mm |
| SF2/S32-M8X6 | M8 x 6-mm |
| SF2/S32-M8x10 | M8 x 10-mm |
| SF2/S32-M8X15 | M8 x 15-mm |
| SF2/S32-M8x20 | M8 x 20-mm |
| SF2/S32-M10x20 | M10 x 20-mm |



F2 Series
 Fixing: Female Threaded Collar
 Head: Large - B38 Round Head, Ø 38mm
 Materials: Carbon Steel BZP or 316 Stainless Steel

| Carbon Steel | Thread Size x Length | 316 Stainless Steel | Thread Size x Length |
|---------------|----------------------|---------------------|----------------------|
| F2/B38-M4x10 | M4 x 10mm | SF2/B38-M4x10 | M4 x 10-mm |
| F2/B38-M6x10 | M6 x 10mm | SF2/B38-M8x10 | M8 x 10-mm |
| F2/B38-M6x16 | M6 x 16mm | SF2/B38-M8X15 | M8 x 15-mm |
| F2/B38-M8x10 | M8 x 10mm | SF2/S38-M6x10 | M6 x 10-mm |
| F2/B38-M8x14 | M8 x 14mm | SF2/S38-M6x22 | M6 x 22-mm |
| F2/B38-M8x16 | M8 x 16mm | SF2/S38-M8x20 | M8 x 20-mm |
| F2/B38-M8x22 | M8 x 22mm | | |
| F2/B38-M10x10 | M10 x 10mm | | |
| F2/B38-M10X14 | M10 x 14mm | | |
| F2/B38-M10x22 | M10 x 22mm | | |
| F2/S38-M6x14 | M6 x 14-mm | | |
| F2/S38-M8x10 | M8 x 10-mm | | |
| F2/S38-M8x14 | M8 x 14-mm | | |
| F2/S38-M10x10 | M10 x 10-mm | | |
| F2/S38-M10x22 | M10 x 22-mm | | |



| | |
|--|-----------------------------|
| F2 Series Fixing: Female Threaded Collar Head: Large - B58 Square Head, 58 x 58mm Materials: 316 Stainless Steel | |
| 316 Stainless Steel | Thread Size x Length |
| SF2/B58-M6x15 | M6 x 15-mm |



| | |
|--|--|
| F2 Series Fixing: Female Threaded Collar Head: Medium - T38 Rectangle Head, 38 x 15mm Materials: Carbon Steel BZP or 316 Stainless Steel | |
|--|--|

| Carbon Steel | Thread Size x Length | 316 Stainless Steel | Thread Size x Length |
|---------------|----------------------|---------------------|----------------------|
| F2/T38-M6x5 | M6 x 5-mm | SF2/T38-M6x10 | M6 x 10-mm |
| F2/T38-M6x12 | M6 x 12-mm | SF2/T38-M6x15 | M6 x 15-mm |
| F2/T38-M6x16 | M6 x 16-mm | SF2/T38-M6x20 | M6 x 20-mm |
| F2/T38-M6x22 | M6 x 22-mm | SF2/T38-M6x22 | M6 x 22-mm |
| F2/T38-M8x10 | M8 x 10-mm | SF2/T38-M8x10 | M8 x 10-mm |
| F2/T38-M8x22 | M8 x 22-mm | SF2/T38-M8x20 | M8 x 20-mm |
| F2/T38-M10X14 | M10 x 14-mm | SF2/ST38-M4x5 | M4 x 5-mm |
| F2/T38-M10X19 | M10 x 19-mm | SF2/ST38-M4x10 | M4 x 10-mm |
| F2/ST38-M4x5 | M4 x 5-mm | SF2/ST38-M5x5 | M5 x 5-mm |
| F2/ST38-M5x5 | M5 x 5-mm | SF2/ST38-M5x10 | M5 x 10-mm |
| F2/ST38-M5x10 | M5 x 10-mm | SF2/ST38-M6x5 | M6 x 5-mm |
| F2/ST38-M6x5 | M6 x 5-mm | SF2/ST38-M6x10 | M6 x 10-mm |
| F2/ST38-M6x10 | M6 x 10-mm | SF2/ST38-M6x15 | M6 x 15-mm |
| F2/ST38-M6x14 | M6 x 14-mm | SF2/ST38-M8X6 | M8 x 6-mm |
| F2/ST38-M6x16 | M6 x 16-mm | SF2/ST38-M8x10 | M8 x 10-mm |
| F2/ST38-M8x14 | M8 x 14-mm | SF2/ST38-M8X15 | M8 x 15-mm |
| | | SF2/ST38-M10x10 | M10 x 10-mm |

